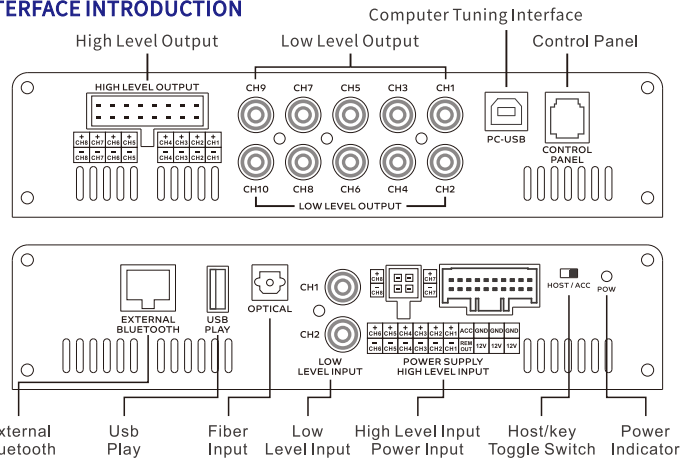


**NOTE**

- For your safety, please do not operate the machine during driving;
- When driving the vehicle, please adjust the volume to the level where you can clearly hear the outside sound;
- If you encounter difficulties in operating the machine, please park the vehicle in a safe place before operation;
- Do not allow children to operate this machine to avoid personal injury or machine damage;
- To ensure the normal operation of the machine, please do not place the machine in the following environment:
  - Near direct sunlight or heat source, wet environment or water source, dusty place, etc
- Do not disassemble or modify the machine without authorization, otherwise problems may occur;
- After tuning, please save the parameter configuration to the mode to avoid clearing the parameter configuration after power off.



**INTERFACE INTRODUCTION**



**FUNCTION INTRODUCTION**

**External Bluetooth and internal Bluetooth input**

**USB play**

**Optical fiber input, low level input, high level input**

**control panel**

The volume of the whole machine can be adjusted, and the functions of signal input, previous song, next song, play, pause, and screen off can be switched.

**PC-USB interface**

Connect the computer to tune via USB data cable.

**Host/key switch**

Switch between key control and host control through this switch to solve the problem that RPX-B10S cannot be shut down.

**High level input Power input**

It has 8 channels of high-level input, 8 channels of 75W power output, power supply, ground wire and REM input and REM output wiring ports,

ACC: Can be connected to the special interface of the corresponding vehicle model.

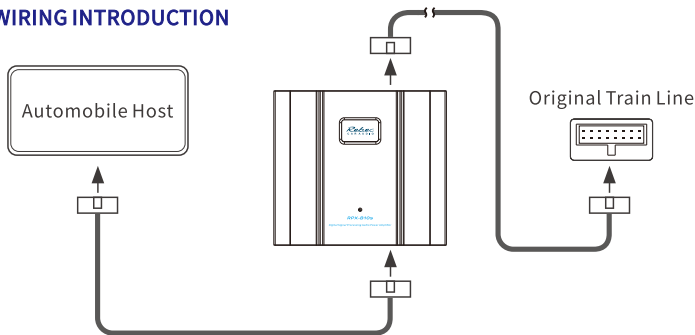
ACC: Connect the key control line.

REM OUT: When RPX-B10S needs to add power amplifier, the next level power amplifier switch can be controlled through this port.

+12V: This interface is the power interface of RPX-B10S, and the working voltage is 10~16V.

GND: This interface is connected to the negative pole of the power supply.

**WIRING INTRODUCTION**

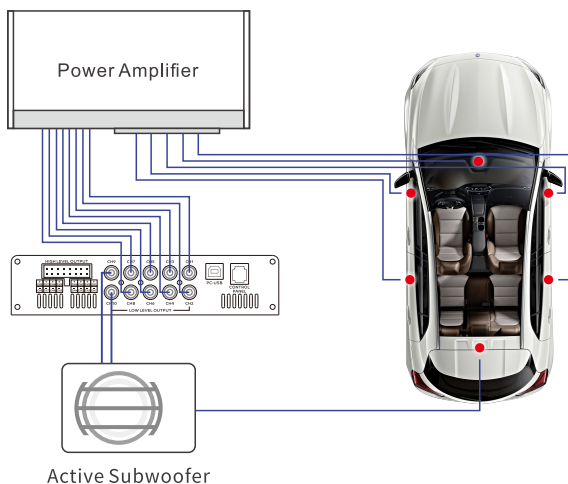


RPX-B10S Special Wiring

**SPECIAL WIRING**

RPX-B10S can connect the original vehicle host and the original vehicle speaker line at the same time only through a special connection line.

So as to achieve non-destructive installation and greatly improve the sound quality of the original car.



**LOW LEVEL OUTPUT CONNECTION**

RPX-B10S has 10 independent low-level outputs, which can be used with power amplifiers.

**PARAMETER**

- Input: ----- Bluetooth input, optical fiber input, U disk lossless playback
- 2-channel low-level input
- 8-channel high level input
- Output: -----8-channel high level output
- 10-channel low-level output
- RCA output voltage: ----- 1.2V
- Power amplifier output power: ----- 75W
- Frequency response: ----- 10Hz~22KHz
- DSP frequency sampling rate: ----- 192KHz
- Signal-to-noise ratio: ----- 105dB
- Total harmonic distortion: -----<0.01% (low level output)
- <0.03% (high level output)
- Expansion accessories: -----Control panel, high-quality Bluetooth
- Size: -----128×187×51mm
- Net weight: ----- 1.75KG

**Dongguan Chord Audio Electronics Co., Ltd**

Tel:0086-0769-22295013 Web:www.rebecaudio.com Add: No.7, Mingyuan Road,

Sangyuan Second Industrial Zone, Dongcheng District, Dongguan City, Guangdong Province, China